



Free Questions for VNX100 by actualtestdumps

Shared by Cox on 24-05-2024

For More Free Questions and Preparation Resources

Check the Links on Last Page

Question 1

Question Type: MultipleChoice

Review the exhibit.

Your manager asks you to review the SLA profile shown in the exhibit.

Referring to the exhibit, which statement is true?

Add SLA Profile ×

General SaaS App Monitor

Name*
SLA-PROFILE-1

Description

Tags

Packet Delay-variation (jitter) (%) 	Circuit Transmit Utilization (%) 	Circuit Receive Utilization (%)
Maximum Packet Loss (%) 3	Maximum Forward Packet Loss (%) 	Maximum Reverse Packet Loss (%)
Maximum Latency (ms) 150	MDS Score 3.5	

Low Delay Variation Low Latency Low Packet Loss Low Forward Packet Loss Low Reverse Packet Loss

OK Cancel

Options:

- A- Creating the SLA profile adds three additional SLA probes from the branch.
- B- This SLA profile is triggered when packet loss value is exceeded.
- C- This SLA profile is triggered when a Microsoft Office software score is exceeded.
- D- This SLA profile is triggered only when both packet loss and latency values are exceeded.

Answer:

A

Question 2

Question Type: MultipleChoice

Which two parts in the SD-WAN policy rules are used to steer traffic? (Choose two.)

Options:

- A- Logging
- B- Schedules
- C- Applications

D- Anti-virus

Answer:

B, C

Question 3

Question Type: MultipleChoice

Which two statements about Versa SD-WAN live monitoring of Versa CPEs are true? (Choose two.)

Options:

- A-** Versa Analytics provide real-time monitoring capabilities for all services running in Versa CPE.
- B-** Versa Director provides real-time monitoring capabilities for all services running in Versa CPE.
- C-** Versa Analytics has built-in ping, traceroute, tcpdump, and speed test tools.
- D-** Versa Director has built-in ping, traceroute, tcpdump, and speed test tools.

Answer:

B, D

Question 4

Question Type: MultipleChoice

Which two descriptions about CoS functions in a Versa branch are true? (Choose two.)

Options:

- A-** Remarking separates traffic based on Layer 3, Layer 4, and Layer 7 fields.
- B-** Classification alters the CoS fields in outgoing traffic.
- C-** Queuing defines the priority of traffic and weights.
- D-** Scheduling controls the order of packets sent.

Answer:

C, D

Question 5

Question Type: MultipleChoice

A network operator wants to monitor a Versa CPE interface live data.

In this scenario, how would you accomplish this task?

Options:

- A- using Versa Controller
- B- using Versa Director
- C- using Versa Analytics
- D- using the Versa CPE GUI

Answer:

B

Question 6

Question Type: MultipleChoice

You are an administrator of a Versa Secure SD-WAN network. Due to a recent security event, you need to apply a new URL filtering profile on all of the SD-WAN CPEs.

In this scenario, which template would you use to configure URL filtering?

Options:

- A- QoS Template
- B- Stateful Firewall Template
- C- NexGen Firewall Template
- D- Common Template

Answer:

C

Question 7

Question Type: MultipleChoice

Review the exhibit.

Your manager asks you to explain what the DIA option does when configuring split tunnels as shown in the exhibit.

In this scenario, which statement is true?

The screenshot shows a network configuration interface with the following sections:

- Split Tunnels:** A table with columns: VRF Names, WAN Interfaces, DIA, and Gateway. The first row shows 'Customer-1-LAN-VR' for VRF Names, 'INET' for WAN Interfaces, a checked 'DIA' checkbox, and an unchecked 'Gateway' checkbox. Below the table is the text 'No Records to Display' and a 'Load Balance' checkbox.
- Site to Site Tunnels:** A table with columns: Name, Peer Type, Tunnel Protocol, WAN/LAN Network, LAN VRF, VPN Profile, and BGP Enable. All fields are currently empty or set to '---Please ...'. Below the table is the text 'No Records to Display'.

At the bottom right of the interface are three buttons: 'Cancel', 'Continue', and 'Recreate'.

Options:

- A- It implements a BGP default route advertisement into the underlay transport of the tenant.
- B- It implements a BGP default route advertisement into the overlay network of remote tenants.
- C- It implements a BGP default route advertisement into the control network of the tenant.
- D- It implements a BGP default route advertisement into the local LAN VRF of the tenant.

Answer:

D

Question 8

Question Type: MultipleChoice

What is the default load balancing algorithm set in an SD-WAN Forwarding Profile?

Options:

- A- High Available Bandwidth
- B- Per Packet
- C- Weighted Round Robin

D- Per Flow

Answer:

C

Question 9



Question Type: MultipleChoice



Review the exhibit.

Add Rules



General Source/Destination Headers/Schedule Applications URL Users/Groups Forwarding Class Enforce



Source Address  

Source Zone  



Intf-LAN1-Zone

Intf-WLAN-Zone



Source Address Negate

Destination Address  

Source Site

Source Site Name  

Destination Site

Destination Site Name  



[+ New Address Group](#) [+ New Address](#) [+ New Zone](#) [+ New Address Group](#) [+ New Address](#)

Add Rules





General Source/Destination Headers/Schedule Applications URL Users/Groups Forwarding Class Enforce

Applications

Application List  

SHAREPOINT

SaaS Application Groups

SaaS Application Group List  

Which set of conditions match the policy shown in the exhibit?

Options:

A- Traffic flows that meet any one of the following three conditions:

Source Zone - Intf-LAN1 Zone

Source Zone - Intf-WLAN-Zone

Application - SharePoint

B- Traffic flows that meet any of the following two conditions:

Source Zone - Intf-LAN1 Zone

Source Zone - Intf-WLAN-Zone

In addition, the below condition must also match

Application - SharePoint

C- Traffic flows that meet any one of the following three conditions:

Source Zone - Intf-LAN1 Zone

Source Zone - Intf-WLAN-Zone

Application - SharePoint

D- Traffic flows that meet all of the following two conditions:

Source Zone - Intf-LAN1 Zone

Source Zone - Intf-WLAN-Zone

In addition, the below condition must also match

Application - SharePoint

Answer:

B

Question 10

Question Type: MultipleChoice

A customer has a single Versa Analytics cluster deployed in a data center. The Versa Director and Versa Controller nodes are distributed between the data center and the disaster recovery sites. The data center goes down for one day.

In this scenario, which statement is true?

Options:

- A-** SD-WAN CPE live monitoring will be lost during the one-day downtime.
- B-** New SD-WAN CPE cannot be deployed during the one-day downtime.
- C-** Reachability between SD-WAN CPE will be lost during the one-day downtime.
- D-** Logging and reporting will be lost during the one-day downtime.

Answer:

D

To Get Premium Files for VNX100 Visit

<https://www.p2pexams.com/products/vnx100>

For More Free Questions Visit

<https://www.p2pexams.com/versa-networks/pdf/vnx100>

