



Free Questions for 300-715 by dumpshq

Shared by Walton on 18-01-2024

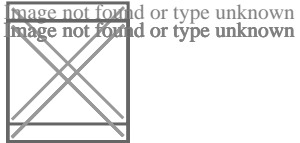
For More Free Questions and Preparation Resources

Check the Links on Last Page

Question 1

Question Type: DragDrop

Drag the Cisco ISE node types from the left onto the appropriate purposes on the right.



Answer:



image not found or type unknown

Question 2

Question Type: DragDrop

Drag and drop the description from the left onto the protocol on the right that is used to carry out system authentication, authentication, and accounting.

image not found or type unknown
image not found or type unknown

image not found or type unknown

Answer:

image not found or type unknown

image not found or type unknown

image not found or type unknown

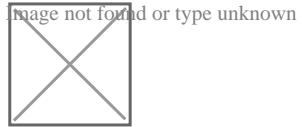
image not found or type unknown



Question 3

Question Type: MultipleChoice

Refer to the exhibit:



Refer to the exhibit. In which scenario does this switch configuration apply?

Options:

- A) when allowing a hub with multiple clients connected
- B) when passing IP phone authentication
- C) when allowing multiple IP phones to be connected
- D) when preventing users with hypervisor

Answer:

A

Explanation:

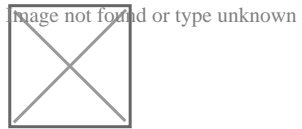
[https://www.linkedin.com/pulse/mac-authentication-bypass-priyanka-](https://www.linkedin.com/pulse/mac-authentication-bypass-priyanka-kumari#:~:text=Multi%2Dauthentication%20host%20mode%3A%20You,allows%20multiple%20source%20MAC%20addresses.)

[kumari#:~:text=Multi%2Dauthentication%20host%20mode%3A%20You,allows%20multiple%20source%20MAC%20addresses.](https://www.linkedin.com/pulse/mac-authentication-bypass-priyanka-kumari#:~:text=Multi%2Dauthentication%20host%20mode%3A%20You,allows%20multiple%20source%20MAC%20addresses.)

Question 4

Question Type: MultipleChoice

Refer to the exhibit:



Refer to the exhibit Which component must be configured to apply the SGACL?

Options:

A) egress router

B) host

C) secure server

D) ingress router

Answer:

A

Explanation:


https://www.cisco.com/c/en/us/td/docs/switches/lan/trustsec/configuration/guide/trustsec/arch_over.html#52796

Question 5

Question Type: MultipleChoice

Refer to the exhibit:

image not found or type unknown



Refer to the exhibit Which switch configuration change will allow only one voice and one data endpoint on each port?

Options:

- A) Multi-auth to multi-domain
- B) Mab to dot1x
- C) Auto to manual
- D) Multi-auth to single-auth

Answer:

A

Explanation:

<https://community.cisco.com/t5/network-access-control/cisco-ise-multi-auth-or-multi-host/m-p/3750907>

Question 6

Question Type: MultipleChoice

Refer to the exhibit.

An engineer is configuring Cisco ISE for guest services. They would like to have any unregistered guests redirected to the guest portal for authentication, then have a CoA provide them with full access to the network that is segmented via firewalls. Why is the given configuration failing to accomplish this goal?

Options:

- A) The Guest Flow condition is not in the line that gives access to the guest portal
- B) The Network_Access_Authentication_Passed condition will not work with guest services for portal access.
- C) The Permit Access result is not set to restricted access in its policy line
- D) The Guest Portal and Guest Access policy lines are in the wrong order

Answer:

D

Question 7

Question Type: MultipleChoice

The default (standalone) Cisco ISE node configuration has which role or roles enabled by default?

Options:

- A) Administration only
- B) Inline Posture only
- C) Administration and Pokey Service
- D) Policy Service, Monitoring and Admin

Answer:

D

Question 8

Question Type: MultipleChoice

What does MAB stand for?

Options:

- A) MAC Address Binding
- B) MAC Authorization Binding
- C) MAC Authorization Bypass
- D) MAC Authentication Bypass

Answer:

D

Question 9

Question Type: MultipleChoice

What is the Cisco ISE default admin login name and password?

Options:

- A) ISEAdmin/admin
- B) admin/cisco
- C) admin/no default password--the admin password is configured at setup

D) admin/admin

Answer:

C

Question 10

Question Type: MultipleChoice

What is the condition that a Cisco ISE authorization policy cannot match?

Options:

A) company contact

B) custom

C) time

D) device type

E) posture

Answer:

A

To Get Premium Files for 300-715 Visit

<https://www.p2pexams.com/products/300-715>

For More Free Questions Visit

<https://www.p2pexams.com/cisco/pdf/300-715>

