



Huawei H12-831_V1.0 Mock Exam

Shared by Williams on 17-06-2026

For More Free Questions and Preparation Resources

Check the Links on Last Page

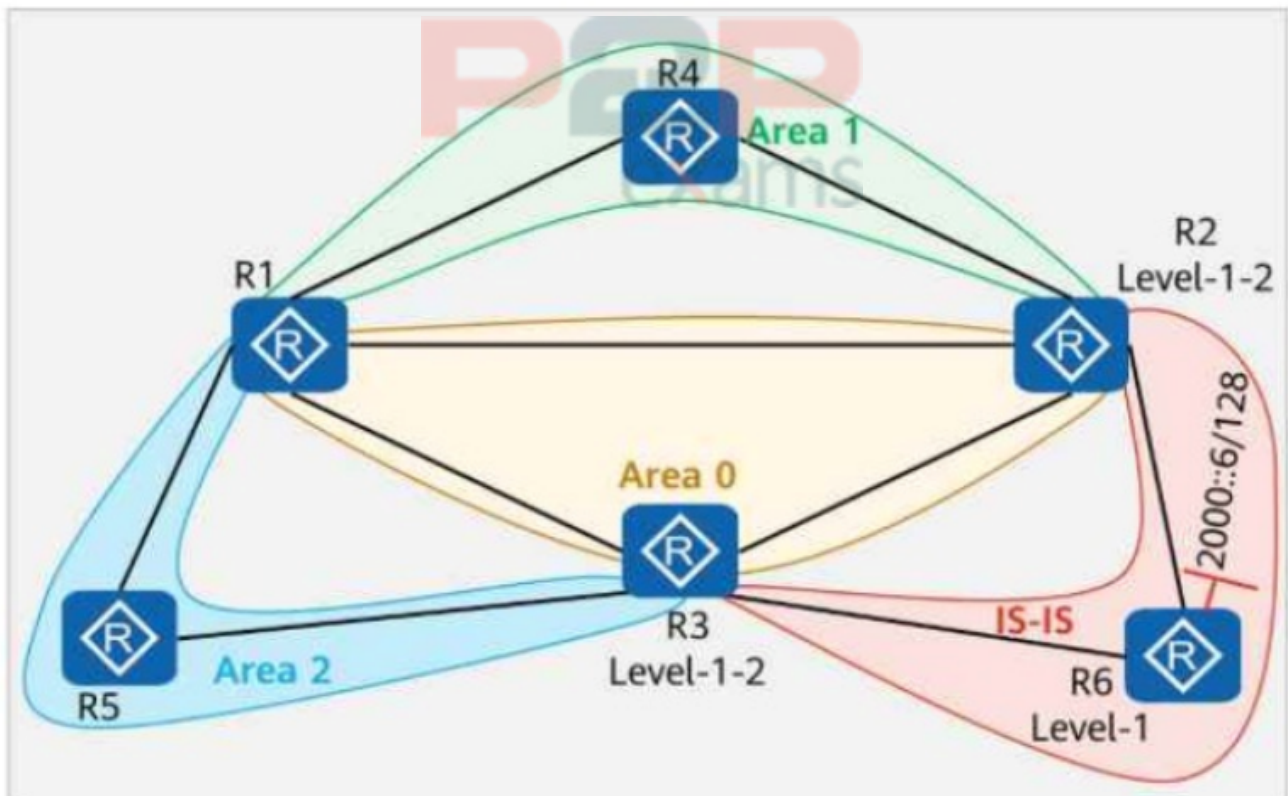


Question 1

Question Type: MultipleChoice

On the network shown in the figure, IS-IS IPv6 runs on R2, R6, and R3, and the IPv6 address of Loopback0 on R6 is 2000::6/128. OSPFv3 runs on other links. Area 1 is a stub area, and Area 2 is an NSS

A . IS-IS routes are imported to OSPFv3 on R2 and R3. Which of the following statements are false?



Options:

- A- R3 generates an Inter-Area-Router-LSA in area 0.
- B- R2 generates an Inter-Area-Router-LSA in area 0.
- C- R1 generates an Inter-Area-Router-LSA in area 2.
- D- R2 generates an Inter-Area-Router-LSA in area 1.

Answer:

C, D

Explanation:

Comprehensive and Detailed In-Depth

To determine which statements are false, we need to understand how OSPFv3 and IS-IS work together, and how Inter-Area-Router LSAs (Type 3 LSAs) are generated in OSPF:

1. Understanding OSPF Inter-Area LSAs (Type 3)

OSPF generates Type 3 LSAs (Inter-Area-Prefix LSAs) to advertise networks between areas.

Only Area Border Routers (ABRs) generate Inter-Area LSAs.

Type 3 LSAs allow routes to be advertised from one OSPF area to another (e.g., from Area 0 to Area 1 or Area 2).

2. Analysis of Each Answer Option:

A. 'R3 generates an Inter-Area-Router-LSA in Area 0.' TRUE

R3 is an ABR (connecting IS-IS and OSPF Area 0).

Since R3 is importing IS-IS routes into OSPFv3, it must generate Type 3 LSAs to advertise those routes in Area 0.

This statement is correct.

B. 'R2 generates an Inter-Area-Router-LSA in Area 0.' TRUE

R2 is also an ABR (connecting IS-IS and OSPF Area 0).

Like R3, R2 imports IS-IS routes into OSPFv3 and advertises them into Area 0 using Type 3 LSAs.

This statement is correct.

C. 'R1 generates an Inter-Area-Router-LSA in Area 2.' FALSE

R1 is not an ABR.

Only ABRs generate Type 3 LSAs, and R1 is not an ABR between Area 2 and Area 0.

This statement is false.

D. 'R2 generates an Inter-Area-Router-LSA in Area 1.' FALSE

Area 1 is a stub area, and stub areas do not allow Inter-Area-Router LSAs (Type 3 LSAs) for external routes.

R2 does not generate Inter-Area LSAs in Area 1 because OSPF prevents this in stub areas.

This statement is false.

Question 2

Question Type: MultipleChoice

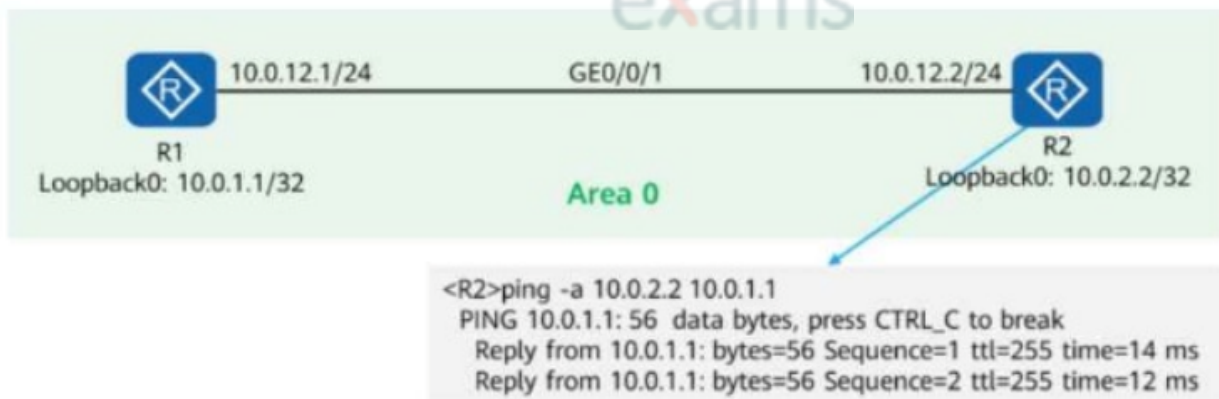
On the OSPF network shown in the figure, R1 and R2 use OSPF to communicate with each other through Loopback0. In addition:

MPLS LDP is enabled on R1 and R2.

The LDP transport address is the IP address of Loopback0.

A network engineer finds that an LDP session cannot be established between R1 and R2 and runs diagnostic commands (shown in the figure) to locate the fault.

Given this, which of the following are possible causes of the fault?



Options:

Options:

- A- R1's GE0/0/1 rejects packets with the destination IP address 10.0.2.2.
- B- MPLS LDP is not enabled on R2's GE0/0/1.
- C- R2's GE0/0/1 rejects packets with TCP destination port 646.
- D- R1's GE0/0/1 rejects packets with UDP destination port 646.

Answer:

B, C

Explanation:

Comprehensive and Detailed In-Depth

1. Understanding MPLS LDP (Label Distribution Protocol)

LDP (Label Distribution Protocol) runs over TCP port 646.

LDP uses the transport address (Loopback0 in this case) to establish TCP sessions between neighbors.

For an LDP session to be established, both routers must:

Enable LDP on the interface (GE0/0/1).

Allow TCP traffic on port 646 (used for LDP adjacency formation).

2. Analyzing the Issue and Possible Causes

The figure shows a successful ping from R2 to R1's Loopback0 (10.0.1.1/32).

This means basic IP connectivity between R1 and R2 is working.

OSPF is properly advertising Loopback0 addresses between the routers.

The problem must be related to LDP itself, not general IP reachability.

3. Evaluating Each Answer Option

Option A: 'R1's GE0/0/1 rejects packets with the destination IP address 10.0.2.2.'

Incorrect.

The ping test in the figure shows successful replies from 10.0.1.1 to 10.0.2.2, meaning packets to 10.0.2.2 are not being rejected.

This is NOT the cause of the LDP failure.

Option B: 'MPLS LDP is not enabled on R2's GE0/0/1.'

Correct.

If LDP is not enabled on R2's GE0/0/1, then R1 and R2 cannot form an LDP session.

MPLS LDP must be enabled on both interfaces for label exchange.

This is a valid cause of the issue.

Option C: 'R2's GE0/0/1 rejects packets with TCP destination port 646.'

Correct.

LDP operates over TCP port 646, so if R2's GE0/0/1 has a firewall or ACL blocking TCP port 646, then LDP will fail.

Blocking TCP 646 on R2's interface would prevent the session from establishing.

This is another valid cause of the issue.

Option D: 'R1's GE0/0/1 rejects packets with UDP destination port 646.'

Incorrect.

LDP does not use UDP; it uses TCP port 646.

This is not a valid cause of the issue.

Final Answer:

B and C are correct.

HCIP-Datcom-Advanced Routing & Switching Technology Reference:

MPLS LDP Session Establishment and TCP 646 Dependency

How OSPF Advertises Loopback0 for LDP Transport

Common LDP Debugging Techniques and ACL Issues

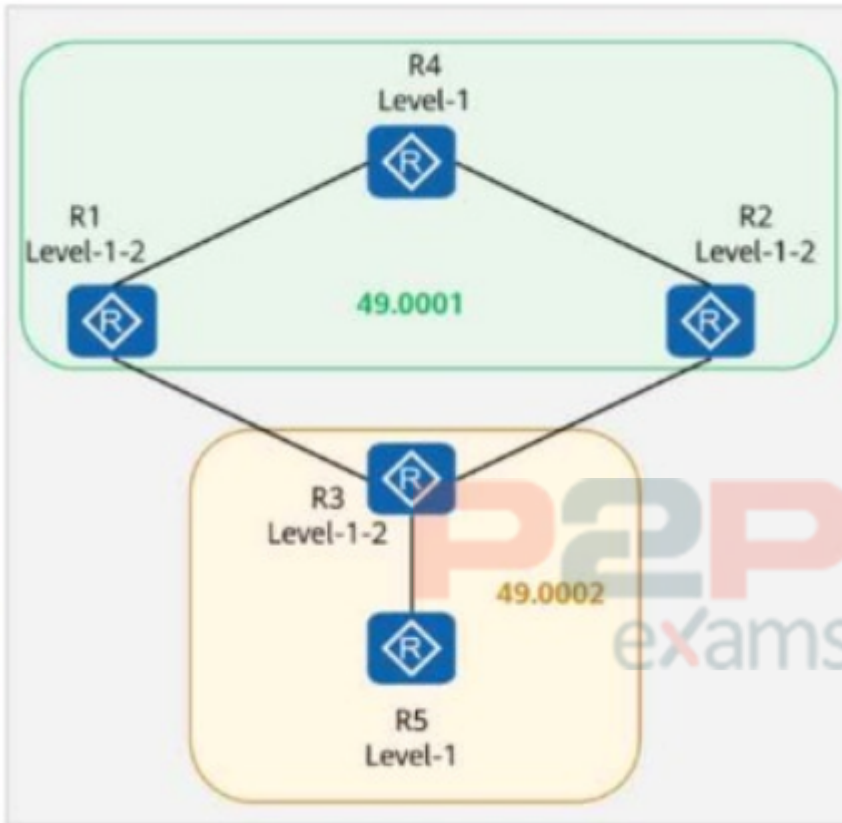
Question 3

Question Type: MultipleChoice

On the IS-IS IPv6 network shown in the figure, multi-topology is enabled on all routers.

The ipv6 default-route-advertise always level-1 command is configured in the IS-IS process of R4.





Which of the following routers does not have the default route in its routing table?

Options:

- A- R2
- B- R3
- C- R5
- D- R1

Answer:

C

Explanation:

Comprehensive and Detailed In-Depth

Understanding the IS-IS Network Structure in the Question :

IS-IS Area IDs and Router Roles

Area 49.0001 (Level-1-2): Contains R1, R2, R4 (all Level-1-2 routers).

Area 49.0002 (Level-1-2 & Level-1): Contains R3 (Level-1-2) and R5 (Level-1 only).

Key Command Used: ipv6 default-route-advertise always level-1

This command forces R4 to advertise a default route (::/0) to all Level-1 routers within its area.

Only Level-1 routers in the same area as R4 will receive the default route.

Level-2 routers do not receive or propagate this default route unless additional configuration is done.

Route Distribution Analysis:

R4 (Level-1-2) is configured to advertise a default route to Level-1 routers.

R1 and R2 (both Level-1-2) are in the same area (49.0001) as R4, so they receive the default route.

R3 (Level-1-2) is in area 49.0002 but connects to R4 (49.0001), meaning it can receive the default route through its Level-1 connection.

R5 (Level-1 only) is in area 49.0002, but R4 does not propagate the default route to another Level-1 area (49.0002).

Since R5 is a Level-1 router and does not have a Level-2 connection, it cannot receive the default route from R4.

Final Conclusion:

R1 receives the default route.

R2 receives the default route.

R3 receives the default route.

R5 does NOT receive the default route.

Thus, the correct answer is: C. R5.

HCIP-Datacom-Advanced Routing & Switching Technology V1.0 -- IS-IS Multi-Topology and IPv6 Routing

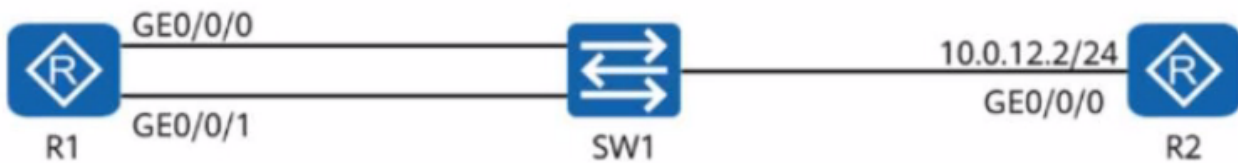
Huawei Official HCIP-Datacom Study Guide -- IS-IS Default Route Advertisement for Level-1 and Level-2 Areas

Huawei Documentation on ipv6 default-route-advertise always level-1 Command Behavior

Question 4

Question Type: MultipleChoice

On the network shown in the figure, the DHCP server function is enabled on GEO/0/0 of R2, and the address pool is an interface address pool. When GEO/0/0 and GEO/0/1 of R1 function as DHCP clients, only one interface can obtain an IP address by default.



Options:

- A- TRUE
- B- FALSE

Answer:

A

Question 5

Question Type: MultipleChoice

OSPF requires that routers in the same area have the same link state database (LSDB). As the number of routes on the network increases, some routers cannot carry so much routing information due to limited system resources. This state is called database overflow. If the `lsdb-overflow-limit number 7` command is run on all routers on an OSPF network, Which option best conditions are likely to cause routers to enter the overflow state?

Options:

- A- The number of Type 4 LSAs exceeds 7.
- B- The number of Type 5 LSAs exceeds 7.
- C- The number of Type 7 LSAs exceeds 7.
- D- The number of Type 3 LSAs exceeds 7.

Answer:

B

Question 6

Question Type: MultipleChoice

A network engineer provides a troubleshooting report after rectifying a fault. The actual network is simplified into the one shown in the figure, where R1 and R2 both have OSPF enabled and function as the gateways of PC1 and PC2, respectively.

Given this, which of the following statements are true?



Network Topology:

R1:

Interface GE0/0/0: 10.0.12.1/24 (Connected to R2)

Interface GE0/0/1: 192.168.1.1/24 (Gateway for PC1)

R2:

Interface GE0/0/0: 10.0.12.2/24 (Connected to R1)

Interface GE0/0/1: 192.168.1.2/24 (Gateway for PC2)

Options:

Options:

- A- R2 cannot ping 10.0.12.1.
- B- PC1 and PC2 cannot ping each other.
- C- R1 cannot ping 192.168.1.2.
- D- R1 cannot ping 192.168.1.12.

Answer:

B, D

Explanation:

Comprehensive and Detailed In-Depth

Understanding the network connectivity:

R1 and R2 are connected through 10.0.12.0/24 and running OSPF in Area 0.

PC1 (192.168.1.11/24) is connected to R1, and PC2 (192.168.1.12/24) is connected to R2.

Analyzing each option:

Option A: 'R2 cannot ping 10.0.12.1.' Incorrect

R2 is directly connected to 10.0.12.1/24 (R1) on GE0/0/0, so it can ping this IP without any routing issues.

Option B: 'PC1 and PC2 cannot ping each other.' Correct

OSPF is only running between R1 and R2. There is no indication that R1 and R2 are redistributing connected routes (192.168.1.0/24 and 192.168.1.0/24) into OSPF.

As a result, R1 does not know how to reach 192.168.1.12, and R2 does not know how to reach 192.168.1.11, making communication between PC1 and PC2 impossible.

Option C: 'R1 cannot ping 192.168.1.2.' Incorrect

192.168.1.2 is directly connected to R2, and if R1 can reach R2 through OSPF, then R1 should be able to ping 192.168.1.2.

Option D: 'R1 cannot ping 192.168.1.12.' Correct

192.168.1.12 is connected to R2, but if R2 does not advertise this network to R1, R1 has no route to reach it.

Since PC1 (192.168.1.11) and PC2 (192.168.1.12) are on different subnets, and there's no redistribution, R1 cannot reach PC2's IP.

Key Takeaways and Fix Recommendations:

To allow PC1 and PC2 to communicate, R1 and R2 must advertise their directly connected networks (192.168.1.0/24) in OSPF using the network command or by redistributing connected routes into OSPF.

Command example:

```
makefile
```

```
CopyEdit
```

```
R1:
```

```
router ospf 1  
network 192.168.1.0 0.0.0.255 area 0
```

R2:

```
router ospf 1  
network 192.168.1.0 0.0.0.255 area 0
```

This would allow R1 to learn about PC2's network and R2 to learn about PC1's network, enabling communication.

HCIP-Datcom-Advanced Routing & Switching Technology Reference:

HCIP-Datcom Official Certification Guide, Chapter on OSPF Network Design and Troubleshooting.

Huawei Datcom Training Materials, Section on OSPF Inter-Area and External Route Advertisements.

Huawei Datcom Configuration Guide, Command Reference for OSPF network advertisement and route redistribution.

Question 7

Question Type: MultipleChoice

Network administrators can run the clock timezone command to set the time zone of a device. If two network devices have different time zone settings, they cannot establish a neighbor relationship using a dynamic routing protocol.

Options:

Options:

- A- TRUE
- B- FALSE

Answer:

B

Explanation:

Comprehensive and Detailed In-Depth

The clock timezone command only affects the displayed time on the device and does not impact routing protocol operations.

Dynamic routing protocols such as OSPF, IS-IS, BGP, and EIGRP rely on timers, authentication, and correct network configurations, but they do not require the same time zone settings.

Potential issues with different time zones:

Log timestamps may be inconsistent, making troubleshooting harder.

Time-sensitive features like NTP synchronization might be affected.

But different time zones will not prevent dynamic routing neighbor relationships.

Reference: HCIP-Datcom Advanced Routing & Switching Technology -- System Time Configuration & Routing Protocols

Question 8

Question Type: MultipleChoice

Service routes of an enterprise are transmitted on the network. Some configurations of PE1 and PE2 are shown in the figure. Which of the following LSAs may CE2 receive?



Options:

- A- Type 5 LSA
- B- Type 1 LSA
- C- Type 3 LSA
- D- Type 7 LSA

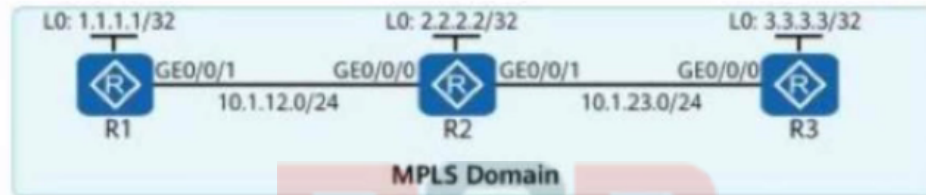
Answer:

B, C

Question 9

Question Type: MultipleChoice

The figure shows the LSP information of R1 and R3 on an MPLS network. An administrator runs the ping -a 1.1.1.1 3.3.3.3 command on R1. Given this, which of the following statements is true?



[R1]display mpls lsp				[R3]display mpls lsp			
LSP Information: LDP LSP				LSP Information: LDP LSP			
FEC	In/Out Label	In/Out IF	Vrf Name	FEC	In/Out Label	In/Out IF	Vrf Name
2.2.2.2/32	NULL/3	-/GE0/0/1		1.1.1.1/32	NULL/1024	-/GE0/0/0	
2.2.2.2/32	1024/3	-/GE0/0/1		1.1.1.1/32	1024/1024	-/GE0/0/0	
1.1.1.1/32	3/NULL	-/-		2.2.2.2/32	NULL/3	-/GE0/0/0	
3.3.3.3/32	NULL/1025	-/GE0/0/1		2.2.2.2/32	1025/3	-/GE0/0/0	
3.3.3.3/32	1025/1025	-/GE0/0/1		3.3.3.3/32	3/NULL	-/-	

Options:

- A- The Echo Request packet received by R2 carries label 1025, and the Echo Reply packet received by R2 does not carry any label.
- B- The Echo Request packet received by R2 carries label 1025, and the Echo Reply packet received by R2 carries label 1024.
- C- Both the Echo Request and Echo Reply packets received by R2 do not carry any label.
- D- The Echo Request packet received by R2 does not carry any label, and the Echo Reply packet received by R2 carries label 1024.

Answer:

A

To Get Premium Files for H12-831_V1.0 Visit

https://www.p2pexams.com/products/h12-831_v1.0

For More Free Questions Visit

<https://www.p2pexams.com/huawei/pdf/h12-831-v1.0>

20%
DISCOUNT

P2P
exams